



Independent Auditor's Report

To the Members of
M/s GRETEX SHARE BROKING PRIVATE LIMITED

1. Report on the Financial Statements

We have audited the accompanying financial statements of M/s. **GRETEX SHARE BROKING PRIVATE LIMITED** (Formerly known as SHERWOOD SECURITIES PRIVATE LIMITED) ("the Company"), which comprises the Balance Sheet as at March 31, 2023, the Statement of Profit and Loss and statement of cash flows for year ended on 31st March, 2023, and a summary of significant accounting policies and other explanatory information.

2. Opinion

In our opinion and to the best of our information and according to the explanations given to us, the aforesaid financial statements give the information required by the Act in the manner so required and give a true and fair view in conformity with the accounting principles generally accepted in India, of the state of affairs of the company as at March 31, 2023, the profit and total income, changes in equity and its cash flows for the year ended on that date.

3. Basis for Opinion

We conducted our audit in accordance with the Standards on Auditing (SAs) specified under section 143(10) of the Companies Act, 2013. Our responsibilities under those Standards are further described in the Auditor's Responsibilities for the Audit of the Financial Statements section of our report. We are independent of the Company in accordance with the Code of Ethics issued by the Institute of Chartered Accountants of India together with the ethical requirements that are relevant to our audit of the financial statements under the provisions of the Companies Act, 2013 and the Rules there under, and we have fulfilled our other ethical responsibilities in accordance with these requirements and the Code of Ethics. We believe that the audit evidence we have obtained is sufficient and appropriate to provide a basis for our opinion.

4. Management's Responsibility for the Financial Statements

Management is responsible for the matters stated in Section 134(5) of the Companies Act, 2013 ('the Act') with respect to the preparation of these financial statements that give a true and fair view of the financial position, financial performance of the Company in accordance with the Accounting principles generally accepted in India, including the Accounting Standards specified under section 133 of the Act, read with Rule 7 of the Companies (Accounts) Rules, 2014. This responsibility also includes maintenance of adequate accounting records in accordance with the provisions of the Act for safeguarding the assets of the Company and for preventing and detecting frauds and other irregularities; selection and application of appropriate accounting policies; making judgements and estimates that are reasonable and prudent; and design, implementation and maintenance of adequate internal financial controls, that were operating effectively for ensuring the accuracy and completeness of the accounting records, relevant to the preparation and presentation of the financial statements that give a true and fair view and are free from material misstatement, whether due to fraud or error.

In preparing the financial statements, management is responsible for assessing the Company's ability to continue as a going concern, disclosing, as applicable, matters related to going concern and using the going concern basis of accounting unless management either intended to liquidate the Company or to cease operations, or has no realistic alternative but to do so.





Those Board of Directors are also responsible for overseeing the company's financial reporting process.

5. Auditor's Responsibility for the Audit of the Financial Statements

Our objective is to obtain reasonable assurance about whether the financial statements as a whole are free from material misstatement, whether due to fraud or error, and to issue an auditor's report that includes our opinion on these financial statements.

We have taken into account the provisions of the Act, the accounting and auditing standards and matters which are required to be included in the audit report under the provisions of the Act and the Rules made thereunder.

We conducted our audit in accordance with the Standards on Auditing specified under Section 143(10) of the Act. Those Standards require that we comply with ethical requirements and plan and perform the audit to obtain reasonable assurance about whether the financial statements are free from material misstatement.

An audit involves performing procedures to obtain audit evidence about the amounts and the disclosures in the financial statements. The procedures selected depend on the Auditor's judgment, including the assessment of the risks of material misstatement of the financial statements, whether due to fraud or error. In making those risk assessments, the auditor considers internal financial control relevant to the company's preparation of the financial statements that give a true and fair view in order to design audit procedures that are appropriate in the circumstances. An audit also includes evaluating the appropriateness of the accounting policies used and the reasonableness of the accounting estimates made by the Company's Directors, as well as evaluating the overall presentation of the financial statements.

6. Report on Other Legal and Regulatory Requirements


6.1 As required by the Companies (Auditor's Report) Order, 2020 ("the Order"), issued by the Central Government of India in terms of sub-section (11) of section 143 of the Act, we give in the "Annexure A" statement on the matters specified in paragraphs 3 and 4 of the Order, to the extent applicable.

6.2 As required by section 143(3) of the Act, we report that:

- a) We have sought and obtained all the information and explanations which to the best of our knowledge and belief were necessary for the purpose of our audit;
- b) In our opinion proper books of account as required by law have been kept by the Company so far as it appears from our examination of those books;

The Balance Sheet, Statement of Profit and Loss and cash flow statement dealt with by this Report are in agreement with the books of account;

- c) In our opinion, the aforesaid standalone financial statements comply with the Accounting Standards specified under the Section 133 of the Act, read with rule 7 of the Companies (Accounts) Rules, 2014.





Gupta Agarwal & Associates

CHARTERED ACCOUNTANTS

- d) On the basis of written representations received from the directors as on March 31, 2023, and taken on record by the Board of Directors, none of the directors is disqualified as on March 31, 2023, from being appointed as a director in terms of section 164 (2) of the Act;
- e) With respect to the adequacy of the internal financial controls over financial reporting of the company and the operating effectiveness of such controls, refer to our separate report in "Annexure B", and
- f) With respect to the other matters to be included in the Auditor's Report in accordance with Rule 11 of the Companies (Audit and Auditors) Rules, 2014, in our opinion and to the best of our information and according to the explanations given to us:
- (i) The company does not have any pending litigations which would impact its financial position;
- (ii) The company did not have any long-term contracts including derivative contracts for which there were any material foreseeable losses;
- (iii) There were no amounts which were required to be transferred to the Investor Education and Protection fund by the company.
- g) with respect to the other matters to be included in the Auditor's Report in accordance with the requirements of section 197(16) of the Act, as amended:

In our opinion and according to the information and explanations given to us, the company has paid remuneration to its directors during the current year in compliance with section 197(16) of the Act.

Date: 26.05.2023
Place: Kolkata

For Gupta Agarwal & Associates
Chartered Accountants
FRN: 329001E

J.S Gupta
(Partner)

Membership No.: 059535
UDIN: 23059535BGSWWH7423





Referred to in paragraph 1 under the heading 'Report on Other Legal & Regulatory Requirement' of report of even date to the standalone financial statements of the company for the year ended March 31, 2023; we report that:

1. PROPERTY, PLANT & EQUIPMENT AND INTANGIBLE ASSETS [Clause 3(i)]:

- (a) The company has maintained proper records showing full particulars, including quantitative details and situation of its Property, Plant and Equipment.
- (b) The company is maintaining proper records showing full particulars of intangible assets.
- (c) As explained to us, these Property, Plant and Equipment have been physically verified by the management at reasonable intervals; no material discrepancies were noticed on such verification.
- (d) The title deeds of immovable properties are held in the name of the company.
- (e) The Company has not revalued its Property, Plant and Equipment (including Right of Use assets) or intangible assets or both during the year.
- (f) No proceedings have been initiated or are pending against the company for holding any Benami property under the "Benami Transactions (Prohibition) Act, 1988 and Rules made thereunder.

2. INVENTORY [Clause 3(ii)]

- a According to the information and explanations given to us, the physical verification of inventory has been conducted at reasonable intervals by the management and in our opinion, the coverage and procedure of such verification by the management is appropriate; and no discrepancies of 10% or more in the aggregate for each class of inventory were noticed.
- b The company has not been sanctioned working capital limits in excess of five crore rupees (at any point of time during the year), in aggregate, from banks or financial institutions on the basis of security of current assets.

3. LOAN GIVEN BY COMPANY [Clause 3(iii)]

The company has made investments in, provided any guarantee or security or granted any loans or advances in the nature of loans, secured or unsecured to companies, firms, Limited Liability Partnerships or any other parties during the year.

The company has provided loans or provided advances in the nature of loans to any other entity during the year.

The aggregate amount during the year, and balance outstanding at the balance sheet date with respect to such loans or advances and guarantees or security to subsidiaries, joint ventures and associates - NIL

The aggregate amount during the year, and balance outstanding at the balance sheet date with respect to such loans or advances and guarantees or security to parties other than subsidiaries, joint ventures and associates are as follows:

Amount during the year: 63.87 lacs

Outstanding as on 31.03.2023: 63.31 lacs





Gupta Agarwal & Associates

CHARTERED ACCOUNTANTS

The investments made, guarantees provided, security given and the terms and conditions of the grant of all loans and advances in the nature of loans and guarantees provided are not prejudicial to the company's interest;

In respect of loans and advances in the nature of loans, the schedule of repayment of principal and payment of interest has not been stipulated.

If the amount is overdue, state the total amount overdue for more than ninety days, and whether reasonable steps have been taken by the company for recovery of the principal and interest- The schedule of repayment of principal and payment of interest has not been stipulated.

There is no loan or advance in the nature of loan granted which has fallen due during the year, has been renewed or extended or fresh loans granted to settle the overdues of existing loans given to the same parties

The Company has granted any loans or advances in the nature of loans either repayable on demand or without specifying any terms or period of repayment:

	(Rs. In Lakhs)		
	All Parties	Promoters (Including Directors)	Related Parties
Aggregate amount of loans/ advances in nature of loans- - Repayable on demand (A)	63.31	0.03	0.03
Aggregate amount of loans/ advances in nature of loans- - Agreement does not specify any terms or period of repayment (B)	--	--	--
Total (A+B)	63.31	0.03	0.03
Percentage of loans/ advances in nature of loans to the total loans	100%	0.05%	0.05%

4. LOAN TO DIRECTORS AND INVESTMENT BY COMPANY [Clause 3(iv)]


In our opinion and according to the information and explanations given to us, the company has complied with the provisions of section 185 and 186 of the Companies Act, 2013 In respect of loans, investments, guarantees, and security.

5. DEPOSITS [Clause 3(v)]

According to the information and explanation given to us the company has not accepted deposits from the public during the financial year under audit. Accordingly, the paragraph 3(v) of the order is not applicable to the company and hence not commented upon.

6. COST RECORDS [Clause 3(vi)]

As informed to us, the maintenance of Cost Records has not been specified by the Central Government under sub-section (1) of Section 148 of the Act, in respect of the activities carried on by the company.





7. STATUTORY DUES [Clause 3(vii)]

(a) The Company is regular in depositing undisputed statutory dues including provident fund, employees' state insurance, income-tax, goods and service tax, customs duty, cess and any other statutory dues have been regularly paid to the appropriate authorities.

(b) According to the information and explanations given to us there are no dues of sales tax, income tax, goods and service tax, customs duty, cess and any other statutory dues which have not been deposited on account of any dispute .

8. SURRENDERED OR DISCLOSED AS INCOME [Clause 3(viii)]

There are no such transactions which are not recorded in the books of account which have been surrendered or disclosed as income during the year in the tax assessments under the Income Tax Act, 1961.

9. REPAYMENT DUES [Clause 3(ix)]

In our opinion and according to information and explanations given to us, the company has not defaulted in the repayment of loans or borrowings to financial institutions, banks and government. The company has not issued any debentures.

The company is not a declared willful defaulter by any bank or financial institution or other lender.

According to the information and explanation given to us, term loans were applied for the purpose for which the loans were obtained

According to the information and explanation given to us, funds raised on short term basis have not been utilised for long term purposes

The Company has not taken any funds from any entity or person on account of or to meet the obligations of its subsidiaries, associates or joint ventures.

The Company has not raised loans during the year on the pledge of securities held in its subsidiaries, joint ventures or associate companies.

10. UTILISATION OF INITIAL AND FURTHER PUBLIC OFFER [Clause 3(x)]

During the F.Y. 2022-23, the company has not raised by way of initial public offer or further public offer.

The Company has not made any preferential allotment or private placement of shares or convertible debentures (fully, partially or optionally convertible) during the year.

11. FRAUD AND WHISTLE-BLOWER COMPLAINTS [CLAUSE 3(xi)]

To the best of our knowledge and according to the information and explanations given to us, no fraud by the company or any fraud on the Company by its officers or employees has been noticed or reported during the year.





No report under sub-Section (12) of Section 143 of the Companies Act has been filed by the Company in Form ADT-4 as prescribed under Rule 13 of Companies (Audit and Auditors) Rules 2014 with the Central Government.

Whistle-blower complaints have not been received during the year by the Company.

12. NIDHI COMPANY [Clause 3(xii)]

In our opinion and according to information and explanations given to us, clause (xii) of para 3 to Companies (Auditor's Report) Order, 2020 w.r.t. Nidhi Company is not applicable to company. Accordingly, the paragraph 3(xii) of the order is not applicable to the company and hence not commented upon.

13. RELATED PARTY TRANSACTION [Clause 3(xiii)]

In our opinion and according to information and explanations given to us all transactions with the related parties are in compliance with sections 177 and 188 of Companies-Act, 2013 where applicable and the details have been disclosed in the Financial Statements etc., as required by the applicable accounting standards.

14. INTERNAL AUDIT: [CLAUSE 3(xiv)]

The company has an adequate internal audit system commensurate with the size and nature of its business and the report of Internal auditor has been considered by us.

15. NON-CASH TRANSACTION [Clause 3(xv)]

In our opinion and according to information and explanations given to us, the company has not entered into any non-cash transactions with directors or persons connected with him. Accordingly, the paragraph 3(xv) of the order is not applicable to the company and hence not commented upon.

16. REGISTER WITH RBI ACT, 1934 [Clause 3(xvi)]

The company is not required to be registered under section 45-IA of the Reserve Bank of India Act, 1934. Accordingly, the paragraph 3(xvi) of the order is not applicable to the company.

The Company has not conducted any Non-Banking Financial or Housing Finance activities during the year.

The Company is not a Core Investment Company (CIC) as defined under the Regulations by the Reserve Bank of India.

17. CASH LOSSES [Clause 3(xvii)]

The Company has not incurred cash losses in the Financial Year 2022-23 and in the immediately preceding financial year.

18. RESIGNATION OF STATUTORY AUDITORS [Clause 3(xviii)]

There has been no resignation of the statutory auditors during the year and accordingly, the provisions of clause 3(xviii) of the Order is not applicable.





Gupta Agarwal & Associates

CHARTERED ACCOUNTANTS

19. MATERIAL UNCERTAINTY ON MEETING LIABILITIES [Clause 3(xix)]

On the basis of the financial ratios, ageing and expected dates of realization of financial assets and payment of financial liabilities, other information accompanying the financial statements, the auditor's knowledge of the Board of Directors and management plans, we are of the opinion that no material uncertainty exists as on the date of the audit report that company is capable of meeting its liabilities existing at the date of balance sheet as and when they fall due within a period of one year from the balance sheet date.

20. TRANSFER TO FUND SPECIFIED UNDER SCHEDULE VII OF COMPANIES ACT, 2013 [Clause 3(xx)]

The provision relating to transfer to fund specified under schedule vii of the Companies Act, 2013 is not applicable to the company.

21. ADVERSE REMARKS IN CONSOLIDATED FINANCIAL STATEMENTS [Clause 3(xxi)]

There is no adverse remark in the Consolidated Financial Statements of the company for the period under review.

For Gupta Agarwal & Associates
Chartered Accountants
FRN: 329001E

J.S Gupta
(Partner)

Membership No.: 059535
UDIN: 23059535BGSWWH7423



Date: 26.05.2023
Place: Kolkata



"Annexure B" to the Independent Auditor's Report

Report on the Internal Financial Controls under Clause (i) of Sub-section 3 of Section 143 of the Companies Act, 2013 ("the Act")

We have audited the internal financial controls over financial reporting of M/s. GRETEX SHARE BROKING PRIVATE LIMITED ("the Company") as of March 31, 2023 in conjunction with our audit of the standalone financial statements of the Company for the year ended on that date.

Management's Responsibility for Internal Financial Controls

The Company's management is responsible for establishing and maintaining internal financial controls based on the internal control over financial reporting criteria established by the Company considering the essential components of internal control stated in the Guidance Note on Audit of Internal Financial Controls over Financial Reporting issued by the Institute of Chartered Accountants of India (ICAI). These responsibilities include the design, implementation and maintenance of adequate internal financial controls that were operating effectively for ensuring the orderly and efficient conduct of its business, including adherence to company's policies, the safeguarding of its assets, the prevention and detection of frauds and errors, the accuracy and completeness of the accounting records, and the timely preparation of reliable financial information, as required under the Companies Act, 2013.

Auditors' Responsibility

Our responsibility is to express an opinion on the Company's internal financial controls over financial reporting based on our audit. We conducted our audit in accordance with the Guidance Note on Audit of Internal Financial Controls Over Financial Reporting (the "Guidance Note") and the Standards on Auditing, issued by ICAI and deemed to be prescribed under section 143(10) of the Companies Act, 2013, to the extent applicable to an audit of internal financial controls, both applicable to an audit of Internal Financial Controls and, both issued by the Institute of Chartered Accountants of India. Those Standards and the Guidance Note require that we comply with ethical requirements and plan and perform the audit to obtain reasonable assurance about whether adequate internal financial controls over financial reporting was established and maintained and if such controls operated effectively in all material respects.

Our audit involves performing procedures to obtain audit evidence about the adequacy of the internal financial controls system over financial reporting and their operating effectiveness. Our audit of internal financial controls over financial reporting included obtaining an understanding of internal financial controls over financial reporting, assessing the risk that a material weakness exists, and testing and evaluating the design and operating effectiveness of internal control based on the assessed risk. The procedures selected depend on the auditor's judgement, including the assessment of the risks of material misstatement of the financial statements, whether due to fraud or error.

We believe that the audit evidence we have obtained is sufficient and appropriate to provide a basis for our audit opinion on the Company's internal financial controls system over financial reporting.

Meaning of Internal Financial Controls over Financial Reporting

A company's internal financial control over financial reporting is a process designed to provide reasonable assurance regarding the reliability of financial reporting and the preparation of financial statements for external purposes in accordance with generally accepted accounting principles. A company's internal financial control over financial reporting includes those policies and procedures that





(1) pertain to the maintenance of records that, in reasonable detail, accurately and fairly reflect the transactions and dispositions of the assets of the company; (2) provide reasonable assurance that transactions are recorded as necessary to permit preparation of financial statements in accordance with generally accepted accounting principles, and that receipts and expenditures of the company are being made only in accordance with authorisations of management and directors of the company; and (3) provide reasonable assurance regarding prevention or timely detection of unauthorised acquisition, use, or disposition of the company's assets that could have a material effect on the financial statements.

Inherent Limitations of Internal Financial Controls over Financial Reporting

Because of the inherent limitations of internal financial controls over financial reporting, including the possibility of collusion or improper management override of controls, material misstatements due to error or fraud may occur and not be detected. Also, projections of any evaluation of the internal financial controls over financial reporting to future periods are subject to the risk that the internal financial control over financial reporting may become inadequate because of changes in conditions, or that the degree of compliance with the policies or procedures may deteriorate.

Opinion

In our opinion, the Company has, in all material respects, an adequate internal financial controls system over financial reporting and such internal financial controls over financial reporting were operating effectively as at March 31, 2023, based on the internal control over financial reporting criteria established by the Company considering the essential components of internal control stated in the Guidance Note on Audit of Internal Financial Controls Over Financial Reporting issued by the Institute of Chartered Accountants of India (ICAI).

Date: 26.05.2023
Place: Kolkata

For Gupta Agarwal & Associates
Chartered Accountants
FRN: 329001E

J.S Gupta
(Partner)

Membership No.: 059535
UDIN: 23059535BGSWWH7423



GRETEX SHARE BROKING PRIVATE LIMITED

OFFICE NO. 13, 1ST FLOOR, NEW BANSILAL BUILDING, HOMI MODI STREET, FORT MUMBAI- 400023,
WB, INDIA

CIN : U65900MH2010PTC289361

Standalone Balance Sheet as on 31st March, 2023



PARTICULARS	Note No.	Figures As At 31/03/2023 (Amount in Thousands.)	Figures As At 31/03/2022 (Amount in Thousands.)
I. EQUITY AND LIABILITIES			
(1) SHAREHOLDERS' FUNDS			
(a) Share Capital	2	82463.00	82463.00
(b) Reserves & Surplus	3	613182.84	151264.60
TOTAL EQUITY		695645.84	233727.60
(2) SHARE APPLICATION MONEY RECEIVED PENDING FOR ALLOTMENT			
(3) NON-CURRENT LIABILITIES			
(a) Deferred Tax Liability (Net)	11.2	1343.98	2.46
(b) Other Non-Current Liabilities	4	20000.00	
(c) Long Term Provisions	5	1089.78	
TOTAL NON-CURRENT LIABILITY		22433.76	2.46
(4) CURRENT LIABILITIES			
(a) Short-Term Borrowings	6	5879.97	-
(b) Trade Payables	7	-	-
(A) Total outstanding dues of micro enterprises and small enterprises		-	-
(B) Total outstanding dues of creditors other than micro enterprises and small enterprises		6051.55	17.35
(c) Other Current Liabilities	8	27243.15	23068.29
(d) Short Term Provision	9	158603.60	18357.00
TOTAL CURRENT LIABILITY		197778.27	41442.64
TOTAL (1 TO 4)		915857.86	275172.69
II. ASSETS			
(1) NON-CURRENT ASSETS			
(a) Property, Plant and Equipment & Intangible Assets			
(i) Property, Plant and Equipment	10.1	135032.70	128.13
(ii) Intangible Assets	10.2	-	-
(b) Non Current Investments	12	325510.95	87775.54
(c) Deferred Tax Assets (Net)	11.1	-	-
(d) Long Term Loans & Advances	13	6331.15	0.00
(e) Other Non - Current Assets	14	16948.55	3548.55
TOTAL NON-CURRENT ASSETS		483823.35	91452.22
(2) CURRENT ASSETS			
(a) Current Investments	15	80777.76	-
(b) Inventory	16	215136.65	62149.75
(c) Trade Receivable	17	69.04	33794.49
(d) Cash & Cash Equivalents	18	43837.30	58355.73
(e) Short term Loans & Advances	19	32679.05	20483.20
(f) Other Current Assets	20	59534.71	8937.30
TOTAL CURRENT ASSETS		432034.51	183720.47
TOTAL (1 TO 2)		915857.86	275172.69
Notes to Financial Statements	2-30		
Significant Accounting Policies	1		

As per our Report of even date.

GUPTA AGARWAL & ASSOCIATES

Chartered Accountants

FRN : 329001E

JAY SHANKER GUPTA

Partner

Membership No. 059535

UDIN : 23059535BGSWWH7423



For and on Behalf of the Board

Arvind Harlalka

ARVIND HARLALKA

Director

DIN : 00494136

A

ALOK HARLALKA

Director

DIN : 02486575

Date :26/05/2023

Place : Kolkata

Place :Mumbai

GRETEX SHARE BROKING PRIVATE LIMITED

OFFICE NO. 13, 1ST FLOOR, NEW BANSILAL BUILDING, HOMI MODI STREET, FORT MUMBAI- 400023,
WB, INDIA
CIN : U65900MH2010PTC289361



Standalone Statement of Profit & Loss for the Year Ended 31st March, 2023

PARTICULARS	Note No.	Figures for the Year Ended	Figures for the Year Ended
		31/03/2023 (Amount in Thousands.)	31/03/2022 (Amount in Thousands.)
I) INCOME			
Revenue from Operations	21	1014773.25	396581.76
Other Income	22	38379.52	15981.66
TOTAL INCOME		1053152.77	412563.42
II) EXPENSES			
Purchases of Stock in Trade	23	497262.36	269178.75
Change in Inventories	24	-152986.91	15976.13
Employee Benefit Expenses	25	44071.72	2860.32
Finance Cost	26	1171.73	1591.67
Depreciation and Amortisation	27	1602.18	16.42
Other Expenses	28	40379.08	19054.30
TOTAL EXPENSES		431500.17	308677.57
III) Profit/(Loss) Before Exceptional and Extra ordinary items & Tax (I - II)		621652.60	103885.85
IV) Exceptional Items- CSR		4836.94	0.00
V) Profit/(Loss) Before Extra ordinary items & Tax (III - IV)		616815.66	103885.85
VI) Extra Ordinary Items		0.00	0.00
VII) Profit/(Loss) Before Tax (V- VI)		616815.66	103885.85
VIII) Tax Expenses			
Current Tax	29	153658.92	18357.00
Deffered Tax		1341.53	2.01
Earlier Years		7.05	-119.08
		155007.49	18239.93
IX) Profit/ (Loss) After Tax (VII - VIII)		461808.17	85645.92
X) Basic	30		
1) Basic (In Rs.)		56.00	10.39
2) Diluted (In Rs.)		56.00	10.39
Notes to Financial Statements	2-30		
Significant Accounting Policies	1		

As per our Report of even date.

GUPTA AGARWAL & ASSOCIATES

Chartered Accountants

FRN : 329001E

JAY SHANKER GUPTA

Partner

Membership No. : 059535

UDIN : 23059535 B6SWH H 7423

Date : 26/05/2023

Place : Kolkata



For and on Behalf of the Board

Arvind Harlalka

ARVIND HARLALKA

Director

DIN : 00494136

ALOK HARLALKA

Director

DIN : 02486575

Place : Mumbai

GRETEX SHARE BROKING PRIVATE LIMITED

OFFICE NO. 13, 1ST FLOOR, NEW BANSILAL BUILDING, HOMI MODI STREET, FORT MUMBAI-400023, WB, INDIA

CIN : U65900MH2010PTC289361



Standalone Statement of Cash Flows on 31st March, 2023

PARTICULARS	Figures As At 31/03/2023 (Amount in Thousands.)	Figures As At 31/03/2022 (Amount in Thousands.)
(A) Cash flows from operating activities		
Net Profit before taxation, and extra ordinary item	621652.60	103885.85
Adjustment for :		
Finance Cost	1171.73	1591.67
Depreciation & Amortisation	1602.18	16.42
Revaluation loss on Current Investments	884.94	0.00
Provision for Gratuity	1197.52	0.00
Interest Income	-11557.03	-2714.05
Profit on Sale of Investment	-25141.91	0.00
Rental Income	-200.00	0.00
Operating Profit before working capital changes	589610.03	102779.88
Increase / (Decrease) in Short Term Borrowings	5879.97	-4363.86
Increase / (Decrease) in Trade Payables	6034.20	13.47
Increase / (Decrease) in Other Current Liabilities	4174.86	6542.42
Increase / (Decrease) in Short Term Provisions	0.00	17883.04
(Increase) / Decrease in Inventories	-152986.91	15976.13
(Increase) / Decrease in Trade Receivable	33725.45	-33811.60
(Increase) / Decrease in Short Term Loans & Advances	-12195.85	9744.40
(Increase) / Decrease in Other Current Asset	-50487.35	-5200.72
Operating Profit after working capital changes	423754.41	109563.15
Income taxes paid	-18364.05	-18237.93
Net Cash from/ (used in) Operating Activities (A)	405390.36	91325.23
(B) Cash flows from investing activities		
(Purchase)/ Sale of Fixed Assets	-136506.75	-77.80
(Purchase)/ Sale of Current Investments	-81662.70	-34601.70
(Purchase)/ Sale of Non-Current Investments	-237735.41	0.00
(Increase) / Decrease in Long Term Loans & Advances	-6331.15	0.00
(Increase) / Decrease in Other Non-current assets	-13400.00	-3548.55
Interest Income	11557.03	2714.05
Rental Income	200.00	0.00
Profit on Sale of Investments	25141.91	
Net Cash from/ (used in) Investing Activities (B)	-438737.06	-35514.00
(C) Cash Flow from Financing Activities		
Increase/(Decreased) in Other Current Liabilities	20000.00	0.00
Finance Cost	-1171.73	-1591.67
Net Cash from/ (used in) Financing Activities (C)	18828.27	-1591.67
(i) Net increase in cash and cash equivalents (A+B+C)	-14518.43	54219.56
(ii) Cash and cash equivalents at beginning of period	58355.73	4136.17
(iii) Cash and cash equivalents at end of period (i + ii)	43837.30	58355.73


Notes :-

- The above Cash Flow Statement has been prepared in accordance with Indirect Method as prescribed in AS-3.
- Cash and Cash Equivalents Comprises of :-

Particulars	Figures as at 31/03/2023 (Amount in Thousands.)	Figures as at 31/03/2022 (Amount in Thousands.)
Cash-in-hand	405.98	406.59
Bank Accounts	41056.32	55574.14
Fixed Deposit		
- With Maturity more than 12 Months	2375.00	2375.00
	43837.30	58355.73

As per our Report of even date.

GUPTA AGARWAL & ASSOCIATES
Chartered Accountants
FRN :329001E



JAY SHANKER GUPTA
Partner
Membership No : 059535
UDIN : 23059535BGSWWH7423
Date :26/05/2023
Place : Kolkata

For and on Behalf of the Board

Arvind Harlalka

ARVIND HARLALKA
Director
DIN :00494136

Alok Harlalka

ALOK HARLALKA
Director
DIN : 02486575

Place :Mumbai

GRETEX SHARE BROKING PRIVATE LIMITED

CIN : U65900MH2010PTC289361



NOTES TO AND FORMING PART OF STANDALONE BALANCE SHEET AND STATEMENT OF STANDALONE PROFIT AND LOSS FOR THE YEAR ENDED 31ST MARCH, 2023

CORPORATE INFORMATION

Gretex Share Broking Private Limited (the Company) is a Private limited company domiciled in India and incorporated under the provisions of the Companies Act, 1956. The Registered office of the company has been changed to Mumbai of Maharashtra from Kolkata of West Bengal w.e.f 06th January, 2017 vide order dated 21.12.2016 of the Regional Director (ER) Kolkata. The Certification of Registration of Regional Director order for Change of State issued by Registrar of Companies, Mumbai on 06th January, 2017. The name of the company has been changed from Sherwood Securities Private Limited to Gretex Share Broking Private Limited w.e.f. 01.09.2017.

1 SIGNIFICANT ACCOUNTING POLICIES & NOTES ON FINANCIAL STATEMENT :

A Basis Of Preparation of Financial Statements

The financial statements of the company have been prepared in accordance with generally accepted accounting principles in India (Indian GAAP). The company has prepared these financial statements to comply in all material respects with the Accounting Standards notified under Section 133 of the Act, read with Rule 7 of the Companies (Accounts) Rules, 2014.

The financial statements have been prepared on an accrual basis except as otherwise stated.

All assets and liabilities have been classified as current or non-current as per the company's normal operating cycle and other criteria set out in the Schedule III to the Companies Act, 2013. Based on the nature of products and the time between the acquisition of assets for processing and their realisation in cash and cash equivalents, the company ascertains its operating cycle for the purpose of current/non-current classification of assets and liabilities.

B Presentation and disclosure of Financial Statements

During the year ended 31st March 2023, the company has applied Schedule III notified under the Companies Act 2013, for the preparation, presentation & disclosures of financial statements. The schedule III allows line items, sub-line items and sub-totals to be presented as an addition or substitution on the face of the financial statements when such presentation is relevant to an understanding of the company's financial position or performance or to cater to industry/sector-specific disclosure requirements.

C Use of Estimates

The preparation of the Financial Statements in conformity with Generally Accepted Accounting Principles (GAAP) in India requires management to make estimates and assumptions that affect the reported amounts of assets and liabilities and disclosures relating to contingent liabilities as at the date of the financial statements and reported amount of income and expenses during the period. Examples of such estimates includes future obligation with respect to employees benefits, income taxes, useful lives of fixed assets etc. Although these estimates are based upon management's best knowledge of current events and actions, actual results could differ from these estimates. Difference between the actual results and estimates are recognised in the period in which the results are known / materialised.

D Miscellaneous Expenditure (To The Extent Not Written Off or Adjusted)

The amount of preliminary expenses has been written off over a period of 5 years as per the provision of Sec 35 of Income Tax Act, 1961.

E Property, Plant And Equipments & Intangible Assets

The Property, Plant and Equipments & Intangible Assets are stated at cost, less accumulated depreciation and impairment, if any. Direct costs are capitalised until such assets are not put to use.

F Depreciation and Amortisation

Depreciation on Property, Plant and Equipments is provided on the straight-line method as prescribed under Schedule -II of Companies Act'2013 over the useful life of assets estimated by the Management. Depreciation for assets purchased/ sold during a period is proportionately charged.



GRETEX SHARE BROKING PRIVATE LIMITED

CIN : U65900MH2010PTC289361



NOTES TO AND FORMING PART OF STANDALONE BALANCE SHEET AND STATEMENT OF STANDALONE PROFIT AND LOSS FOR THE YEAR ENDED 31ST MARCH, 2023

G Cash and cash Equivalents

Cash and cash equivalents for the purposes of cash flow statement comprise cash at bank and in hand and Term deposit made with Bank.

H Provision For Current And Deferred Tax

Tax expense comprises current and deferred tax. Current income-tax is measured at the amount expected to be paid to the tax authorities in accordance with the Income-tax Act, 1961 enacted in India and tax laws prevailing in the respective tax jurisdictions where the company operates. The tax rates and tax laws used to compute the amount are those that are enacted or substantively enacted, at the reporting date.

Deferred income taxes reflect the impact of timing differences between taxable income and accounting income originating during the current year and reversal of timing differences for the earlier years. Deferred tax is measured using the tax rates and the tax laws enacted or substantively enacted at the reporting date.

I Investments

Investments, which are readily realizable and intended to be held for not more than one year from the date on which such investments are made, are classified as Current Investments. All other investments are classified as Long Term Investments. On initial recognition, all investments are measured at cost. The cost comprises purchase price and directly attributable acquisition charges such as brokerage, fees and duties. Both current investments and long term investments are carried in the financial statements at cost. On disposal of an investment, the difference between its carrying amount and net disposal proceeds is charged or credited to the statement of profit and loss.

J Current Assets, Loans & Advances

In the opinion of the Board and to the best of its knowledge and belief the value on realisation of current assets in the ordinary course of business would not be less than the amount at which they are stated in the Balance Sheet and repayable on demand.

K Recognition of Income & Expenditure

Income and expenditure is recognized and accounted for on accrual basis. Revenue is recognised to the extent that it is probable that the economic benefits will flow to the Company and the revenue can be reliably measured. Revenue from sale of goods is recognised on transfer of significant risks and rewards of ownership to the customer and when no significant uncertainty exists regarding realisation of the consideration. Sales are recorded net of cash and trade discounts.

L Foreign Exchange

During the year the company has not recognised any Foreign Exchange Gain or Loss.

M Related Party Transactions

As per Accounting Standard 18, notified in the companies Rules 2006, the disclosure (Annexure-A).

N Title deeds of immovable property not held in the name of the company:

The Title deed of all immovable properties disclosed in the financial statements included under Property, Plant and Equipment are held in the name of the Company as at the balance sheet date.

O Revaluation of Property, Plant and Equipment:

The Company has not revalued any of its Property, Plant and Equipment (including right-of-use assets) and intangible assets during the year.


P Loans and Advances in the nature of loan repayable on demand or without specifying the terms or period of repayment:

During the year, the company has granted Loans or Advances in the nature of loans to the related parties (as defined under Companies Act, 2013),

the said loans were granted without specifying any period or terms of repayment. The details thereof is presented as follows:-

(Rs. In Thousand)

Type of Borrower	Amount of Loan or advance in the nature of loan outstanding	Percentage to the total Loans & Advances in the nature of loans
Promotor	-	-
Director	-	-
KMP	2,860.00	0.05
Related Parties	-	-



GRETEX SHARE BROKING PRIVATE LIMITED

CIN : U65900MH2010PTC289361



NOTES TO AND FORMING PART OF STANDALONE BALANCE SHEET AND STATEMENT OF STANDALONE PROFIT AND LOSS FOR THE YEAR ENDED 31ST MARCH, 2023

- Q Benami Property held:**
There is no proceeding have been initiated or pending against the company for holding any benami property under the Benami Transaction (prohibition) Act , 1988 (45 of 1988) and the rules made thereunder.
- R Working capital limits from Banks/FIs on the basis of security of Current Assets**
The Company has no borrowings from the banks or financial institutions on the basis of current assets.
- S Wilful defaulter**
The company is not declared wilful defaulter by any bank or financial Institution or other lender.
- T Relationship with struck off Companies**
The company has no transaction with companies struck off under section 248 of the Companies Act, 2013 or section 560 of Companies Act, 1956.
- U Registration of charge or satisfaction with Registrar of Companies**
The company has no charge or satisfaction yet to be registered with Registrar of Companies.
- V Compliance with number of layers of Companies**
The company has Subsidiary and provisions prescribed under clause (87) of section 2 of the Act read with Companies (Restriction on numbers of Layers) Rules , 2017 are complied.
- W Compliance with Approved Scheme(s) of Arrangements**
During the year under review, the company has not made any application for Scheme of Arrangement. Accordingly, no approval from the Competent Authority in terms of Section 230 to 237 of the Companies Act, 2013 is required to be obtained by the company.
- X Undisclosed Income**
The Company has no such transaction not recorded in the books of account that has been surrendered or disclosed as income during the year in the tax assessment under the Income Tax Act 1961
- Y Details of Crypto Currency or Virtual Currency**
The company has not traded or invested in Crypto currency or Virtual Currency during the financial year.
- Z Provision**
Provisions involving substantial degree of estimation in measurement are recognised when there is a present obligation as a result of past events and it is probable that there will be an outflow of resources.
- AA Employee Benefit Expenses :**
Short Term Employee Benefits : The undiscounted amount of short term employee benefits expected to be paid in exchange for the services rendered by employees are recognised as an expense during the period when the employees render the services.
Long Term Employee Benefits : Compensated absences which are not expected to occur within twelve months after the end of the period in which the employee renders the related service are recognised as a liability as at the Balance Sheet date on the basis of actuarial valuation as per Projected Unit Credit Method
Post-Employment Benefits
Defined Contribution Plans A defined contribution plan is a post-employment benefit plan under which the Company pays specified contributions towards Provident Fund, Employee State Insurance and Pension Scheme. The Company's contribution is recognised as an expense in the Statement of Profit and Loss during the period in which the employee renders the related service.
The Expenses recognised during the period towards defined contribution plan -

(Rs. In Thousand)

Particulars	For the year ended 31.03.2023	For the year ended 31.03.2022
Employers Contribution to Employee State Insurance	46.05	24.74
Employers Contribution to Employee Providend Fund	110.29	47.33



GRETEX SHARE BROKING PRIVATE LIMITED

CIN : U65900MH2010PTC289361



NOTES TO AND FORMING PART OF STANDALONE BALANCE SHEET AND STATEMENT OF STANDALONE PROFIT AND LOSS FOR THE YEAR ENDED 31ST MARCH, 2023


Defined Benefit Plans : The Company pays gratuity to the employees who have completed five years of service with the Company at the time of resignation/ superannuation. The gratuity is paid @ 15 days basic salary for every completed year of service as per the Payment of Gratuity Act, 1972

The liability in respect of gratuity and other post-employment benefits is calculated using the Projected Unit Credit Method and spread over the period during which the benefit is expected to be derived from employees' services

(Rs. In Thousand)			
Sl No.	Defined benefit plans	For the year ended 31.03.2023	For the year ended 31.03.2022
1	Expenses recognised in statement of profit and loss during the year:		NA
	Current service cost	185.43	NA
	Past service cost	1,012.09	NA
	Expected return on plan assets	-	NA
	Total expenses included in Employee benefit expenses	1,197.52	NA
	Discount Rate as per para 78 of AS 15R (2005)	7.42%	NA
2	Net asset /(liability) recognised as at balance sheet date:		
	Present value of defined benefit obligation	1,197.52	NA
	Fair value of plan assets	-	NA
	Funded status [surplus/(deficit)]	(1,197.52)	NA
3	Movements in present value of defined benefit obligation		
	Present value of defined benefit obligation at the beginning of the year	NA	NA
	Current service cost	185.43	NA
	Past service cost	1,012.09	NA
	Interest Cost	-	NA
	Actuarial (gains) / loss	-	NA
	Benefits paid	-	NA
	Present value of defined benefit obligation at the end of the year	1,197.52	NA
	Classification		
	Current liability	107.74	NA
	Non-current liability	1,089.78	NA
		1,197.52	NA

Major Assumptions :-

- i) Retirement Age is 60 Years, added One year to the Current Age.
- ii) Discount Rate taken 7.42%
- iii) Salary Growth Rate taken 8.00 %
- iv) Withdrawl Rate taken 10.00%
- v) Mortality Rate 100 % of IALM 2012-2014



GRETEX SHARE BROKING PRIVATE LIMITED

CIN : U65900MH2010PTC289361



NOTES TO AND FORMING PART OF STANDALONE BALANCE SHEET AND STATEMENT OF STANDALONE PROFIT AND LOSS FOR THE YEAR ENDED 31ST MARCH, 2023

AB Ratio

The ratios for the years ended 31st March, 2023 and 31st March, 2022 are as follows :

Sr. No.	Particulars	Numerator	Denominator	As at (in %)		Variance (in %)
				31/03/2023	31/03/2022	
a)	Current Ratio	Current Assets	Current Liabilities	2.18	4.43	(50.72)
b)	Debt-Equity Ratio	Total Debt	Shareholder's Equity	0.02	-	100.00
c)	Debt Service Coverage Ratio	Earnings available for Debt Service	Debt Service	(42.18)	17.71	(338.10)
d)	Return on Equity Ratio	Net Profits after Taxes	Average Shareholder's Equity	0.99	0.45	121.52
e)	Inventory Turnover Ratio	Cost of Goods Sold	Average Value of Inventory	2.48	4.07	(38.92)
f)	Trade Receivables Turnover Ratio	Net Credit Sales	Average Trade Receivable	55.81	22.20	151.41
g)	Trade Payables Turnover Ratio	Net Credit Purchase	Average Trade Payables	163.87	25,364.31	(99.35)
h)	Net Capital Turnover Ratio	Revenue	Average Working Capital	5.39	3.34	61.14
i)	Net Profit Ratio	Net Profit	Revenue	0.46	0.22	110.73
j)	Return on Capital Employed	Earning before Interest and Taxes	Capital Employed	0.87	0.45	92.56
k)	Return on Investment	Income Generated from Investments	Time Weighted Average Investments	0.18	0.18	1.88

Ratio Variance > 25%	Remarks
a) Current Ratio	Current Assets has decreased
b) Debt-Equity Ratio	Total Debt has increased
c) Debt Service Coverage Ratio	Earnings available for Debt Service has decreased
d) Return on Equity Ratio	Net Profits after Taxes has increased
e) Inventory Turnover Ratio	Cost of Goods Sold has decreased
f) Trade Receivables Turnover Ratio	Net Credit Sales has increased
g) Trade Payables Turnover Ratio	Net Credit Purchase has decreased
h) Net Capital Turnover Ratio	Revenue has increased
i) Net Profit Ratio	Net Profit has increased
j) Return on Capital Employed	Earning before Interest and Taxes has increased
k) Return on Investment	Income Generated from Investments has increased



GRETEX SHARE BROKING PRIVATE LIMITED

CIN : U65900MH2010PTC289361



NOTES TO AND FORMING PART OF STANDALONE BALANCE SHEET AND STATEMENT OF STANDALONE PROFIT AND LOSS FOR THE YEAR ENDED 31ST MARCH, 2023

- AC Earning Per Share**
The Company reports Basic and Diluted earnings per equity share in accordance with the Accounting Standard - 20 on Earning Per Share. In determining earning per share, the Company considers the net profit after tax and includes the post tax effect of any extraordinary/exceptional items. The number of shares used in computing basic earning per share is the weighted average number of equity shares outstanding during the period. The number of shares used in computing diluted earning per share comprises the weighted average number of equity shares that would have been issued on the conversion of all potential equity shares. Dilutive potential equity shares have been deemed converted as of the beginning of the period, unless issued at a later date.
- AD Provision, Contingent Liabilities and Contingent Assets**
Provisions involving substantial degree of estimation in measurement are recognised when there is a present obligation as a result of past events and it is probable that there will be an outflow of resources.
Contingent Liabilities are not recognised but are disclosed in the notes. Contingent Assets are neither recognised nor disclosed in the financial statements.
- AE Previous Year Figures**
The Company has reclassified, rearranged and regrouped the previous year figures in accordance with the requirements applicable in the current year.

For and on Behalf of the Board


Arvind Harlalka

ARVIND HARLALKA
Director
DIN : 00494136

Alok Harlalka

ALOK HARLALKA
Director
DIN : 02486575

In terms of our report of even date
GUPTA AGARWAL & ASSOCIATES
Chartered Accountants
FRN : 329001E



SHANKER GUPTA
Partner
Membership No. : 059535
UDIN :
Place : Kolkata

Date : 26/05/2023
Place : Mumbai

23059535 B6, SWNH 7423

GRETEX SHARE BROKING PRIVATE LIMITED

CIN : U65900MH2010PTC289361

NOTES TO STANDALONE FINANCIAL STATEMENTS FOR THE YEAR ENDED 31ST MARCH, 2023

ANNEXURE II



A RELATED PARTY DISCLOSURES

(a) List of Related Parties

Name of related parties with whom transactions have taken place during the year:

(i) Key Management Personnel

Alok Harlalka
Arvind Harlalka

(ii) Enterprise where control exists

Gretext Corporate Services Private Limited
Apsara Selections Limited
Sankhu Merchandise Pvt Ltd
Gretext Industries Limited
Signageus Value Advisors Private Limited
Sunview Nirman Private Limited
Gretext Audiotech LLP (Formerly Asp Infinity Solution LLP)
Lambodar Dealcom LLP
Bonanza Agency LLP (Formerly Bonanza Agency Private Limited)
Ambition Tie-Up Private Limited
Talent Management Co. Private Limited
Gretext Admin & HR Services

(iii) Relatives of Key Management Personnel

Sumeet Harlalka - Brother of Arvind Harlalka & Alok Harlalka
Pooja Harlalka - Wife of Alok Harlalka
Raj Kumari Harlalka - Mother of Arvind Harlalka & Alok Harlalka
Sashi Harlalka - Wife of Sumit Harlalka
Alok Harlalka - HUF - Karta Alok Harlalka
Sumit Harlalka - HUF - Karta Sumeet Harlalka Brother of Alok Harlalka

(iv) Other Related Parties

Amount Rs. In Thousand

Particulars	Transactions with Related Parties						Balance Outstanding		
	Related Parties						2022-23	2021-2022	
	Key Mgm. Personnel		Enterprise where control exists		Relatives of Key Management Personnel				
	2022-23	2021-2022	2022-23	2021-2022	2022-23	2021-2022			
Rent Expense									
Sumit Harlalka HUF						320.00	600.00		
Business Promotion Expenses									
Signageus Value Advisors Private Limited			9440.00	383.50					1160.00
Commission Paid									
Gretext Corporate Services Ltd				5,900					
Service Charges paid									
Gretext Admin & HR Services			7139.00						
Reimbursement of Expenses									
Gretext Corporate Services Ltd			963.62						
Gretext Industries Limited			0.81						
Gretext Audiotech LLP			44.18						
Gretext Admin & HR Services			224.85						
Advances (Received) / Given									
Gretext Corporate Services Ltd			106337.75					5164.97	
Gretext Admin & HR Services			500.00						
Gretext Industries Limited			133012.52						
Apsara Selection Ltd			23887.00						1587.08
Sunview Nirpam Private Limited			12200.00						
Talent Management Co. Private Limited			106.00						
Alok Harlalka	6075.05	3443.23						(2.86)	
Alok Harlalka - HUF	1200.00								
Signageus Value Advisors Pvt Ltd			31549.00						
Bonanza Agency (LLP)			1813.00						
Raj Kumari Harlalka						102312.05			1098.32
Sankhu Merchandise Private Limited			183.00						3032.09
Ambition Tie-Up Private Limited			9810.87						946.03
Lambodar Dealcom LLP			100.00						
Pooja Harlalka						2368.28			
Sumeet Harlalka						715.00		715.00	
Sashi Harlalka						248.40			



GRETEX SHARE BROKING PRIVATE LIMITED

CIN : U65900MH2010PTC289361

NOTES TO STANDALONE FINANCIAL STATEMENTS FOR THE YEAR ENDED 31ST MARCH, 2023



ANNEXURE II

Interest Expense							
Apsara Selection Ltd				671.14			
Sunview Nirman Private Limited				500.59			
Interest Received							
Gretext Corporate Services Ltd				1868.70			
Alok Harlalka	312.16	250.54					
Bonanza Agency (LLP)				1813.00			
Raj Kumari Harlalka						1622.63	
Sankhu Merchandise Private Limited				209.79			
Gretext Industries Limited				327.93			
Pooja Harlalka						43.39	
Salary							
Sumit Harlalka						4394.80	
Sashi Harlalka						970.20	
Arvind Harlalka	6600.00						
Investment in Shares							
Gretext Corporate Services Ltd				9999.43			
Apsara Selection Ltd				4336.65			
Ambition Tie- Up Private Limited				13860.00			4728.10
Talent Management Co. Private Limited				2841.30			969.26
Bonanza Agency (LLP)				9702.00			3309.67
Repayment of Advance							
Gretext Corporate Services Ltd				115512.81			
Alok Harlalka	9827.58						
Alok Harlalka - HUF	1200.00						
Signageus Value Advisors Pvt Ltd				31549.00			
Sunview Nirman Pvt. Ltd				12700.59			
Bonanza Agency (LLP)				8205.33			
Lambodar Dealcom LLP				100.00			
Gretext Admin & HR Services				500.00			
Raj Kumari Harlalka						105033.00	
Sankhu Merchandise Private Limited				3424.88			
Talent Management Co. Private Limited				1978.04			
Gretext Industries Limited				133013.33			
Ambition Tie- Up Private Limited				1625.00			
Pooja Harlalka						2411.66	
Sashi Harlalka						248.40	
Apsara Selections Ltd				26145.22			

(c) List of Holding, Subsidiary and Associate Company	
- Holding Entity	The Company does not have any holding entity.
- Subsidiary Entity	Signageus Value Advisors Pvt. Ltd. (Wholly Owned)
- Associate Entity	Sunview Nirman Pvt Ltd

(d) There is no adjustment required to be made to the profits or loss for complying with ICDS notified u/s 145(2) of Income tax Act'1961.

As per our Report of even date.
GUPTA AGARWAL & ASSOCIATES
 Chartered Accountants
 FRN : 329001E

JAY SHANKER GUPTA
 Partner
 Membership No. 059535
 UDIN : 23059535BGSWWH7423



Date :26/05/2023
 Place : Kolkata

For and on Behalf of the Board

Arvind Harlalka

ARVIND HARLALKA
 Director
 DIN :00494136

A
ALOK HARLALKA
 Managing Director
 DIN : 02486575

Place :Mumbai

GRETEX SHARE BROKING PRIVATE LIMITED

CIN : U65900MH2010PTC289361

NOTES TO STANDALONE FINANCIAL STATEMENTS



2 (a)

Particulars	As at 31/03/2023		As at 31/03/2022	
	(Nos.)	(Amount in Thousands)	(Nos.)	(Amount in Thousands)
(a) Authorized Share Capital				
Equity Shares of Rs. 10/- each	82,50,000	82500.00	82,50,000	82500.00
(b) Issued, Subscribed & Fully Paid-up Capital				
Equity Shares of Rs. 10/- each	82,46,300	82463.00	82,46,300	82463.00
	82,46,300	82463.00	82,46,300	82463.00

Reconciliation of Equity shares outstanding at the beginning and at the end of the financial year	As at 31/03/2023		As at 31/03/2022	
	Quantity (Nos.)	Amount (Amount in Thousands)	Quantity (Nos.)	Amount (Amount in Thousands)
Balance at the beginning of the financial year	82,46,300	8246.30	82,46,300	8246.30
Allotment during the financial year	-	-	-	-
Balance at the end of the financial year	82,46,300	8246.30	82,46,300	8246.30


Shareholders holding more than 5% of Equity Share Capital	As at 31/03/2023		As at 31/03/2022	
	(Nos)	(%)	(Nos)	(%)
(i) Ambition Tie-Up Private Limited	8,61,900	10.45%	4,66,900	5.66%
(ii) Gretex Corporate Services Limited	25,60,100	31.05%	19,80,100	24.01%
(iii) Apsara Selections Limited	-	0.00%	9,75,000	11.82%
(iv) Sankhu Merchandise Pvt Ltd	15,66,700	19.00%	15,66,700	19.00%
(v) Bonanza Agency LLP (Formerly Bonanza Agency Pvt Ltd)	15,52,500	18.83%	13,02,400	15.79%
(vi) Talent Investment Co Pvt Ltd	8,29,200	10.06%	7,35,700	8.92%

(e) **Shares held by promoters at the end of the year**

Promotor Name	Shares held by Promoters				% Change during the year
	As at 31st March, 2023		As at 31st March, 2022		
	No of Shares	% of Total Shares	No of Shares	% of Total Shares	
(i) Ambition Tie-Up Private Limited	861900	10.45%	466900	5.66%	84.60%
(ii) Gretex Corporate Services Limited	2560100	31.05%	1980100	24.01%	29.29%
(iii) Apsara Selections Limited	0	0.00%	975000	11.82%	-100.00%
(iv) Sankhu Merchandise Pvt Ltd	1566700	19.00%	1566700	19.00%	0.00%
(v) Bonanza Agency LLP (Formerly Bonanza Agency Pvt Ltd)	1552400	18.83%	1302400	15.79%	19.20%
(vi) Talent Investment Co Pvt Ltd	829200	10.06%	735700	8.92%	12.71%
(vii) Sunview Nirman Pvt Ltd	0	0.00%	343500	4.17%	-100.00%
(viii) Pooja Harlalka	360000	4.37%	360000	4.37%	0.00%
(ix) Sashi Harlalka	143000	1.73%	143000	1.73%	0.00%
(x) Sumeet Harlalka	143000	1.73%	143000	1.73%	0.00%
(xi) Alok Harlalka HUF	230000	2.79%	230000	2.79%	0.00%
Total	8246300	100.00%	8246300	100.00%	0.00%

As Per Records of the company including its register of members and other declarations received from the shareholders regarding beneficial interest, the above shareholders represents legal ownership of shares.

The Company has only one class of share referred to as Equity Shares having a par value of Rs.10 /-. Each holder of Equity Shares is entitled to one vote per share. In the event of liquidation of the Company, the holders of Equity Shares will be entitled to receive any of the remaining assets of the company, after distribution of all preferential amounts. However, no such preferential amounts exist currently. The distribution will be in proportion to the number of Equity Shares held by the shareholders.



GRETEX SHARE BROKING PRIVATE LIMITED

CIN : U65900MH2010PTC289361



3 Reserves & Surplus

Particulars	Figures as at	Figures as at
	31/03/2023 (Amount in Thousands.)	31/03/2022 (Amount in Thousands.)
(a) General Reserve		
Add: Transfer from profit & Loss A/c	-	-
Sub-Total	-	-
(b) Securities Premium Account		
Balance as per last account	98159.30	98159.30
Add: Premium Received on Issue of shares	0.00	0.00
Sub-Total	98159.30	98159.30
(c) Surplus in Profit & Loss Statement		
Balance as per last account	53105.30	-32540.61
Add: Transfer from Profit & Loss Statement	461808.17	85645.92
Add: Previous year Provision Adjustment	110.07	0.00
Sub-Total	515023.54	53105.30
Total (a to c)	613182.84	151264.60

4 Other Non-Current Liabilities

Particulars	Figures as at	Figures as at
	31/03/2023 (Amount in Thousands.)	31/03/2022 (Amount in Thousands.)
(a) Security Deposit Received	20000.00	-
	20000.00	-

5 Long Term Provisions

Particulars	Figures as at	Figures as at
	31/03/2023 (Amount in Thousands.)	31/03/2022 (Amount in Thousands.)
Provision for Employees Benefit :-		
(a) Provision for Gratuity	1089.78	-
	1089.78	0.00

6 Short-Term Borrowings

Particulars	Figures as at	Figures as at
	31/03/2023 (Amount in Thousands.)	31/03/2022 (Amount in Thousands.)
(a) Loan from Related Party	5879.97	0.00
(b) Loan from Other's	0.00	0.00
	5879.97	0.00


7 Trade Payables

Particulars	Figures as at	Figures as at
	31/03/2023 (Amount in Thousands.)	31/03/2022 (Amount in Thousands.)
(a) Outstanding dues of micro enterprises and small enterprises	0.00	0.00
(b) Outstanding dues of creditors other than micro enterprises and small enterprises	6051.55	17.35
Total Trade Payable	6051.55	17.35

[Balance are Subjected to Ledger Confirmation]

(i) Ageing schedule for trade payables outstanding as at 31st March, 2023 is as follows

Particulars	Outstanding for following periods from the date of payments					Total (Amount in Thousands.)
	Less than 6 month	Upto 1 year	1 year to 2 year	2 year to 3 year	More than 3 years	
(i) Undisputed Trade Payables - MSME	0.00	0.00	0.00	0.00	0.00	0.00
(ii) Undisputed Trade Payables - Other	6051.55	0.00	0.00	0.00	0.00	6051.55
(iii) Disputed Trade Payables- MSME	0.00	0.00	0.00	0.00	0.00	0.00
(iv) Disputed Trade Payables - Other	0.00	0.00	0.00	0.00	0.00	0.00
						6051.55



GRETEX SHARE BROKING PRIVATE LIMITED

CIN : U65900MH2010PTC289361



(ii) Ageing for trade Payables outstanding as at 31st March, 2022 is as follows

Particulars	Outstanding for following periods from the date of payments					Total (Amount in Thousands.)
	Less then 6 month	Upto 1 year	1 year to 2 year	2 year to 3 year	More then 3 years	
(i) Undisputed Trade Payables - MSME	0.00	0.00	0.00	0.00	0.00	0.00
(ii) Undisputed Trade Payables - Other	0.00	17.35	0.00	0.00	0.00	17.35
(iii) Disputed Trade Payables- MSME	0.00	0.00	0.00	0.00	0.00	0.00
(iv) Disputed Trade Payables - Other	0.00	0.00	0.00	0.00	0.00	0.00
						17.35

8 Other Current Liabilities

Particulars	Figures as at 31/03/2023 (Amount in Thousands.)	Figures as at 31/03/2022 (Amount in Thousands.)
(a) Audit Fees Payable	250.00	140.00
(b) Salary Payable	1144.95	97.65
(c) GST Payable	4132.80	90.00
(d) Other Liabilities	0.00	22233.73
(e) PF & ESIC Payable	13.18	14.89
(f) Tax Collected at Source	12682.70	488.50
(g) Professional Tax Payable	10.33	3.52
(h) Advance from Debtor's	2.17	0.00
(i) Others Payable	9007.03	0.00
	27243.15	23068.29

9 Short Term Provision

Particulars	Figures as at 31/03/2023 (Amount in Thousands.)	Figures as at 31/03/2022 (Amount in Thousands.)
Provision for Others :-		
(a) Provision for Income Tax	153658.92	18357.00
(b) Provision for CSR	4836.94	0.00
Provision for Employees Benefit :-		
(c) Provision for Gratuity	107.74	
	158603.60	18357.00

10 Property Plant & Equipment & Intangible Assets


Particulars	Figures as at 31/03/2023 (Amount in Thousands.)	Figures as at 31/03/2022 (Amount in Thousands.)
(1) Property Plant & Equipment (As Per Annexure B)	135032.70	128.13
(2) Intangible Assets (As Per Annexure B)	0.00	0.00
	135032.70	128.13

11 Deferred Tax

Particulars	Figures as at 31/03/2023	Figures as at 31/03/2022
(1) Deferred Tax Assets (Net) (As Per Annexure A)	0.00	0.00
(2) Deferred Tax Liability (Net) (As Per Annexure A)	1343.98	2.46
	1343.98	2.46

12 Non Current Investments

Particulars	Figures as at 31/03/2023 (Amount in Thousands.)	Figures as at 31/03/2022 (Amount in Thousands.)
(a) Investments In Equity Share (Quoted & Unquoted) (Details as per Annexure D)	223647.45	87775.54
(b) Investments In Properties Commecial Office - Express Zone, Mumbai	101863.50	0.00
	325510.95	87775.54



GRETEX SHARE BROKING PRIVATE LIMITED

CIN : U65900MH2010PTC289361



13 Long Term Loans & Advances

Particulars	Figures as at 31/03/2023 (Amount in Thousands.)	Figures as at 31/03/2022 (Amount in Thousands.)
(a) Advance to Related Parties	2.86	0.00
(b) Advance to Others	6328.29	0.00
	6331.15	0.00

14 Other Non - Current Assets

Particulars	Figures as at 31/03/2023 (Amount in Thousands.)	Figures as at 31/03/2022 (Amount in Thousands.)
(a) Security Deposit	16948.55	3548.55
	16948.55	3548.55

15 Current Investments

Particulars	Figures as at 31/03/2023 (Amount in Thousands.)	Figures as at 31/03/2022 (Amount in Thousands.)
(a) Investments In Equity Share (Quoted) (As per Annexure C)	13805.04	-
(b) Investments In Equity Share (Unquoted) (As per Annexure C)	0.00	-
(c) Investments in Mutual Fund (As per Annexure C)	63972.72	-
(d) Investments in Share Warrants (As per Annexure C)	3000.00	-
	80777.76	-

16 Inventory

Particulars	Figures as at 31/03/2023 (Amount in Thousands.)	Figures as at 31/03/2022 (Amount in Thousands.)
Value of Inventories as on 31st March, 2023 at cost or Market Price whichever is Lower. [As Per Annexure E]	215136.65	62149.75
	215136.65	62149.75

17 Trade Receivable

Particulars	Figures as at 31/03/2023 (Amount in Thousands.)	Figures as at 31/03/2022 (Amount in Thousands.)
(a) Secured, considered good	0.00	0.00
(b) Unsecured, considered good	69.04	33794.49
(c) Doubtful	0.00	0.00
Total Trade Receivable	69.04	33794.49

[Balance are Subjected to Ledger Confirmation]

(i) Ageing for trade receivable outstanding as at 31st March, 2023 is as follows

Particulars	Outstanding for following periods from the date of payments					Total (Amount in Thousands.)
	Less than 6 month	Upto 1 year	1 year to 2 year	2 year to 3 year	More than 3 years	
(i) Undisputed Trade receivables- considered good	69.04	0.00	0.00	0.00	0.00	69.04
(ii) Undisputed Trade receivables- considered doubtful	0.00	0.00	0.00	0.00	0.00	0.00
(iii) Disputed Trade receivables- considered good	0.00	0.00	0.00	0.00	0.00	0.00
(iv) Disputed Trade receivables- considered doubtful	0.00	0.00	0.00	0.00	0.00	0.00
						69.04

(ii) Ageing for trade receivable outstanding as at 31st March, 2022 is as follows

Particulars	Outstanding for following periods from the date of payments					Total (Amount in Thousands.)
	Less than 6 month	Upto 1 year	1 year to 2 year	2 year to 3 year	More than 3 years	
(i) Undisputed Trade receivables- considered good	33794.49	0.00	0.00	0.00	0.00	33794.49
(ii) Undisputed Trade receivables- considered doubtful	0.00	0.00	0.00	0.00	0.00	0.00
(iii) Disputed Trade receivables- considered good	0.00	0.00	0.00	0.00	0.00	0.00
(iv) Disputed Trade receivables- considered doubtful	0.00	0.00	0.00	0.00	0.00	0.00
						33794.49



GRETEX SHARE BROKING PRIVATE LIMITED

CIN : U65900MH2010PTC289361

**18 Cash & Cash Equivalents**

Particulars	Figures as at 31/03/2023 (Amount in Thousands.)	Figures as at 31/03/2022 (Amount in Thousands.)
(a) Cash-in-hand	405.98	406.59
(b) Bank Accounts	41056.32	55574.14
(c) Fixed Deposit		
- With Maturity more than 12 months	2375.00	2375.00
- With Maturity less than 12 months	0.00	0.00
	43837.30	58355.73


19 Short term Loans & Advances

Particulars	Figures as at 31/03/2023 (Amount in Thousands.)	Figures as at 31/03/2022 (Amount in Thousands.)
(a) Advance to Related Parties	2.86	0.00
(b) Advance to Others	23635.96	15483.20
(c) Advance to Creditors	40.23	0.00
(d) Margin with BSE	9000.00	5000.00
	32679.05	20483.20

20 Other Current Assets

Particulars	Figures as at 31/03/2023 (Amount in Thousands.)	Figures as at 31/03/2022 (Amount in Thousands.)
(a) GST Input Tax Credit	325.23	1222.24
(b) Advance for Shares	0.00	5200.00
(c) Accrued Interest on FD	125.54	29.71
(d) Advance Tax	52000.00	0.00
(e) Tax Deducted at Sources	7083.94	2475.95
(f) Services Tax	0.00	9.40
	59534.71	8937.30

In the opinion of the Board, all assets other than fixed assets and non-current investments, have a value on realization in the ordinary course of business at least equal to the amount at which they are stated in the Balance Sheet.



GRETEX SHARE BROKING PRIVATE LIMITED

CIN : U65900MH2010PTC289361



21 Revenue from Operations

Particulars	Year Ended 31/03/2023	Year Ended 31/03/2022
	(Amount in Thousands.)	(Amount in Thousands.)
Income From Operation		
Service Charges Received	1000.00	0.00
Client Accounting Charges	22.00	
Marketing Fees for IPO	68500.00	21400.00
Brokerage	23.88	7.85
Dividend	191.80	242.45
Sales of Traded goods	945035.57	374931.46
	1014773.25	396581.76

22 Other Income

Particulars	Year Ended 31/03/2023	Year Ended 31/03/2022
	(Amount in Thousands.)	(Amount in Thousands.)
Interest on Loan	11152.11	2468.51
Interest on FD	147.34	245.54
Other Interest Income on Deposit	252.64	20.78
Interest on Income Tax Refund	4.95	0.00
Rental Income	200.00	0.00
Profit on Sale of Investments	25141.91	13246.61
Other Non-Operating Income (Misc)	1480.58	0.22
	38379.52	15981.66

23 Purchases of Stock in Trade

Particulars	Year Ended 31/03/2023	Year Ended 31/03/2022
	(Amount in Thousands.)	(Amount in Thousands.)
Purchases of Traded Goods	497262.36	269178.75
	497262.36	269178.75

24 Change in Inventories

Particulars	Year Ended 31/03/2023	Year Ended 31/03/2022
	(Amount in Thousands.)	(Amount in Thousands.)
Opening Stock	62149.75	78125.87
Less: Closing Stock	-215136.65	-62149.75
	-152986.91	15976.13

25 Employee Benefit Expenses

Particulars	Year Ended 31/03/2023	Year Ended 31/03/2022
	(Amount in Thousands.)	(Amount in Thousands.)
Salary & Wages	42691.67	2787.77
ESI Expenses	46.05	25.22
PF Expenses	110.29	47.33
Staff Welfare Expenses	26.20	0.00
Gratuity	1197.52	0.00
	44071.72	2860.32

26 Finance Cost

Particulars	Year Ended 31/03/2023	Year Ended 31/03/2022
	(Amount in Thousands.)	(Amount in Thousands.)
Interest Expenses	1171.73	1591.67
	1171.73	1591.67



GRETEX SHARE BROKING PRIVATE LIMITED

CIN : U65900MH2010PTC289361



27 Depreciation and Amortisation

Particulars	Year Ended 31/03/2023	Year Ended 31/03/2022
	(Amount in Thousands.)	(Amount in Thousands.)
On Property, Plant & Equipments	1602.18	16.42
On Intangible Assets	0.00	0.00
	1602.18	16.42

28 Other Expenses

Particulars	Year Ended 31/03/2023	Year Ended 31/03/2022
	(Amount in Thousands.)	(Amount in Thousands.)
Administrative Charges	6050.00	6.45
Advertisement Expenses	5.60	0.00
Annual Maintenance Charges	28.25	
Annual Membership & Subscription Fees	149.00	
Audit Fees	290.00	135.00
Bad Debt	1.00	45.00
Bank Charges	2.24	5.15
BSE/NSE Licence Expense	240.00	
Business Promotion Expenses	11190.94	2262.30
Car Rent	320.00	600.00
CSR Donation	2900.00	
Computer Expenses	11.42	0.00
Commission Paid	600.00	5579.32
Demat Charges	32.73	60.95
Delivery Charges	0.40	0.00
Duties & Taxes Expenses	206.13	0.00
Filing Fees	11.44	6.60
General Expenses	71.94	114.91
Intra Day Loss	942.75	0.00
Insurance Expenses	143.99	6.75
Late Fees	1319.06	45.76
Legal Charges	116.50	52.00
Loss From LLP	24.18	0.99
Loss From Transfer of ASP	0.00	3972.44
Marketing Expenses	0.00	129.80
NSDL Licence Expense	345.00	0.00
Office Expenses	748.93	0.00
Penal Charges	0.00	5.12
Postage & Courier Charges GST (18%)	13.38	0.00
Printing & Stationery	120.77	
Professional Charges	3162.77	5846.50
Professional Tax	5.00	12.50
Rent Office	6505.68	0.00
Repairs & Maintenance to Building	100.00	0.00
Revaluation Loss on Current Investment	884.94	0.00
STT Expenses	1602.71	0.00
Service Charges Paid	112.60	0.00
Software Expenses	466.30	73.17
Stamp Duty	148.02	36.17
Stock Exchange Expenses	1181.40	4.05
Telephone Expenses	141.53	2.02
Trade Licence	3.20	
Travelling Expenses	167.31	51.35
Website Expenses	12.00	0.00
	40379.08	19054.30



GRETEX SHARE BROKING PRIVATE LIMITED

CIN : U65900MH2010PTC289361



29 Tax Expenses

Particulars	Year Ended 31/03/2023	Year Ended 31/03/2022
	(Amount in Thousands.)	(Amount in Thousands.)
Current Income Tax	153658.92	18357.00
Deffered Tax (As per Annexure "A")	1341.53	2.01
	153658.92	18357.00

30 Basic Earnings Per Equity Share :

Particulars	Year ended 31/03/2023	Year ended 31/03/2022
(A) Basic Earning Per Share		
Net Profit /(Loss) attributable to Equity Shareholders (In Thousand)	461808.17	85645.92
Weighted average number of Equity Shares in issue	82,46,300	82,46,300
Basic Earning per share of Rs.10/- each in (Rs.)	56.00	10.39
(B) Diluted Earning Per Share		
Net Profit /(Loss) attributable to Equity Shareholders (In Thousand)	461808.17	85645.92
Weighted average number of Equity Shares in Pre - issue	82,46,300	82,46,300
Add: Prospective Equity Shares(Pending for allotment)	0.00	0.00
	82,46,300	82,46,300
Diluted Earning per share of Rs.10/- each in (Rs.)	56.00	10.39

As per our Report of even date.

GUPTA AGARWAL & ASSOCIATES

Chartered Accountants

FRN : 329001E

JAY SHANKER GUPTA


Partner

Membership No. : 059535

UDIN :

Date :26/05/2023

Place : Kolkata



For and on Behalf of the Board

Arvind Harlalka

ARVIND HARLALKA

Director

DIN : 00494136

Alok Harlalka

ALOK HARLALKA

Director

DIN : 02486575

Place :Mumbai

GRETEX SHARE BROKING PRIVATE LIMITED

CIN: U65900MH2010PTC289361

(As per Companies Act'2013)

Property, Plant and Equipment and Intangible Assets

PARTICULARS	GROSS BLOCK (AT COST)			DEPRECIATION			NET BLOCK		
	AS AT 01.04.2022 (Rs.)	ADDITION DURING PERIOD (Rs.)	TOTAL COST 31.03.2023 (Rs.)	UPTO 01.04.2022 (Rs.)	FOR THE PERIOD (Rs.)	TOTAL 31.03.2023 (Rs.)	SALE/ADJ.	AS AT 31.03.2023 (Rs.)	AS AT 31.03.2022 (Rs.)
a) Property, Plant and Equipment									
1) Building	0.00	118084.29	118084.29	0.00	53.92	53.92	0.00	118030.37	0.00
2) Furniture & Fixture	52.64	10524.23	10576.87	13.50	765.21	778.72	0.00	9798.15	39.14
3) Office Equipments	101.53	486.09	587.62	12.53	67.33	79.86	0.00	507.75	89.00
4) Motor Car	0.00	6708.28	6708.28	0.00	650.15	650.15	0.00	6058.13	0.00
5) Computer & Printers	0.00	703.86	703.86	0.00	65.57	65.57	0.00	638.29	0.00
b) Intangible Assets									
Total (a+b)	154.17	136506.75	136660.92	26.04	1602.18	1628.22	0.00	135032.70	128.13
Previous Year Figures	76.37	77.80	154.17	9.62	16.42	26.04	0.00	128.13	66.75





Annexure - C

Details of Current Investments

Particulars	Type	Type	ISIN	Quantity	Rate	Value at Cost	Market Price as on 31-03-2023	Market Value as on 31-03-2023 (holding)	(Rs. In Thousand)	
									Lower of Cost /Market	
Aashka Hospitals Limited EQ	Current	Equity Shares	INE0EAX01014	114000.000 shr	43.11	4914.10	42.18	4808.52	4808.52	
GreteX Corporate Services Limited	Current	Equity Shares	INE199P01028	7200.000 shr	111.67	804.00	201.00	1447.20	804.00	
Inflame Appliances Limited EQ	Current	Equity Shares	INE464Z01017	2000.000 shr	418.40	836.80	439.05	878.10	836.80	
Le Merite Exports Limited	Current	Equity Shares	INE0G1L01017	96000.000 shr	43.10	4137.44	41.65	3998.40	3998.40	
Mahanagar Telephone Nigam Limited EQ	Current	Equity Shares	INE153A01019	2000.000 shr	29.50	59.00	18.05	36.10	36.10	
Mega Nirman & Industries Limited EQ	Current	Equity Shares	INE216Q01010	91369.000 shr	18.80	1717.74	17.47	1596.22	1596.22	
Nintec Systems Limited	Current	Equity Shares	INE395U01014	1000.000 shr	286.07	286.07	260.55	260.55	260.55	
Panchsheel Organic Limited	Current	Equity Shares	INE316G01019	8000.000 shr	231.75	1854.02	173.05	1384.40	1384.40	
Sarthak Metals Limited EQ	Current	Equity Shares	INE017W01010	675.000 shr	114.74	77.45	164.00	110.70	77.45	
The Andhra Sugars Limited EQ	Current	Equity Shares	INE715B01021	24.000 shr	140.10	3.36	108.50	2.60	2.60	
Total						14689.98		14522.79	13805.04	
Mutual Funds										
Aditya Birla Sun Life Liquid Fund - Growth	Current	Mutual Fund	INE209K01RU9	14349.249 shr	353.51	5072.62	359.80	5162.86	5072.62	
HDFC Ultra Short Term Fund-Regular Growth	Current	Mutual Fund	INF179KALJC4	3681066.024 shr	12.72	46809.85	12.92	47559.37	46809.85	
SBI Liquid Fund - Regular Plan - Growth	Current	Mutual Fund	INF200K01MA1	3492.943 shr	3461.34	12090.25	3,496.08	12211.61	12090.25	
Total						63972.72		64933.84	63972.72	
Share Warrants										
Freden Pharmaceuticals Limited	Current	Share Warrants	INE194R01017	10000.000 shr	300.00	3000.00	300.00	3000.00	3000.00	
Total						3000.00		3000.00	3000.00	
Total Current Investments						81662.70		82456.63	80777.76	




Annexure D

Details of Non Current Investments

(Rs. In Thousand)

Particulars	Type	Type	ISIN	Quantity	Rate	Value at Cost	Market Price as on 31-03-2023	Market Value as on 31-03-2023 (holding)	Lower of Cost /Market
Alkosisn Limited EQ	Non Current	Equity Shares	INE0KA601012	6000.000 Nos	46.40	278.40	75.93	455.58	278.40
Alok Industries Limited	Non Current	Equity Shares	INE270A01029	7054.000 shr	22.10	155.90	11.60	81.83	155.90
Ang Lifesciences India Limited EQ	Non Current	Equity Shares	INE236W01016	4000.000 shr	16.40	65.60	76.05	304.20	65.60
Aplaya Creations Limited EQ New FV RE1	Non Current	Equity Shares	INE099M01027	23000.000 shr	0.25	5.75	0.40	9.20	5.75
Artemis Electricals And Projects Limited EQ	Non Current	Equity Shares	INE757T01017	32904.000 shr	66.38	2184.31	13.80	454.08	2184.31
Ashapuri Gold Ornament Limited EQ	Non Current	Equity Shares	INE05FR01011	121600.000 shr	53.15	6463.26	71.99	8753.98	6463.26
Bhafia Communications & Retail (India) Limited EQ New FV RE1	Non Current	Equity Shares	INE341Z01025	361000.000 shr	7.90	2851.00	17.02	6144.22	2851.00
Deep Polymers Limited EQ	Non Current	Equity Shares	INE001Y01012	157500.000 shr	68.37	10768.48	86.36	13601.70	10768.48
Dhruv Wellness Limited	Non Current	Equity Shares	INE109Y01011	67500.000 shr	83.03	5604.56	21.48	1449.90	5604.56
Dynamic Cables Limited EQ	Non Current	Equity Shares	INE600Y01019	3500.000 Nos	139.08	486.79	166.05	581.18	486.79
Foce India Limited EQ	Non Current	Equity Shares	INE017D01019	1200.000 shr	225.00	270.00	410.00	492.00	270.00
Gala Global Products Limited	Non Current	Equity Shares	INE480S01026	117300.000 shr	33.65	3947.08	6.38	748.37	3947.08
Gee Limited EQ NEW RS2	Non Current	Equity Shares	INE064H01021	27500.000 shr	85.27	2344.97	65.07	1789.43	2344.97
HCL Technologies Limited EQ FV RS2	Non Current	Equity Shares	INE860A01027	80.000 shr	931.00	74.48	1,085.25	86.82	74.48
Indiabulls Real Estate Limited EQ	Non Current	Equity Shares	INE069I01010	1000.000 shr	150.27	150.27	48.90	48.90	150.27
Indiamart Internesh Limited EQ	Non Current	Equity Shares	INE933S01016	5.000 shr	7107.92	35.54	5,019.75	25.10	35.54
J.B. Chemicals And Pharmaceuticals Limited EQ New FV RE1	Non Current	Equity Shares	INE572A01028	286.000 Nos	1676.01	479.34	1,976.35	565.24	479.34
Jindal Drilling & Industries Ltd	Non Current	Equity Shares	INE742C01031	940.000 shr	142.50	133.95	239.90	225.51	133.95
Nitu Trading Company Limited	Non Current	Equity Shares	INE406T01011	115000.000 shr	11.00	1265.00	10.00	1150.00	1265.00
Orissa Bengal Carrier Limited EQ	Non Current	Equity Shares	INE426Z01016	166000.000 shr	29.52	4900.22	48.85	8109.10	4900.22
Raghuvansh Agro Farms Limited EQ	Non Current	Equity Shares	INE865P01016	297500.000 shr	362.99	107989.23	198.00	58905.00	107989.23
Riteco Logistics Limited EQ	Non Current	Equity Shares	INE01EG01016	1600.000 shr	68.40	109.44	151.50	242.40	109.44
Sagar Productions Limited EQ NEW FV RE1	Non Current	Equity Shares	INE807D01030	50000.000 shr	11.29	564.64	2.09	104.50	564.64
Shri Venkatesh Refineries Limited EQ	Non Current	Equity Shares	INE0HLJ01013	3000.000 Nos	102.00	306.00	161.20	483.60	306.00
Siyaram Silk Mills Limited EQ NEW FV RS2	Non Current	Equity Shares	INE076B01028	611.000 shr	462.42	282.54	416.20	254.30	282.54
Sunstar Realty Development Limited	Non Current	Equity Shares	INE338O01025	72000.000 shr	0.19	13.68	0.19	13.68	13.68
Super Fine Knitters Ltd	Non Current	Equity Shares	INE459U01018	20000.000 shr	17.93	358.60	11.96	239.20	358.60
Symbiox Investment & Trading Co. Limited EQ	Non Current	Equity Shares	INE653R01012	44000.000 shr	0.30	13.20	3.46	152.24	13.20
Sysco Industries Limited EQ	Non Current	Equity Shares	INE410U01011	25000.000 shr	2.95	73.75	2.81	70.25	73.75
Tata Teleservices (Maharashtra) Ltd EQ	Non Current	Equity Shares	INE517B01013	400.000 Nos	237.15	94.86	55.45	22.18	94.86
Vishal Bearings Limited EQ NEW FV RS	Non Current	Equity Shares	INE060T01024	2992.000 Nos	60.83	182.01	134.62	402.78	182.01
Wipro Limited EQ FV RS2	Non Current	Equity Shares	INE075A01022	408.000 shr	513.09	209.34	365.25	149.02	209.34
Yamini Investments Company Limited	Non Current	Equity Shares	INE457N01025	22500.000 shr	0.19	4.28	0.57	12.83	4.28
Zee Entertainment Enterprises Ltd	Non Current	Equity Shares	INE256A01028	2501.000 shr	314.91	787.59	212.25	530.84	787.59
Total						153454.05		106659.14	153454.05
Unquoted Equity Shares									
Apsara Selections Limited	Non Current	Equity Shares	INE0D7701014	58750.000 shr	100.00	5875.00	10.00	587.50	5875.00
Sunview Nirman Private Limited	Non Current	Equity Shares				22738.40		0.00	22738.40
Signageus Value Advisors Private Limited	Current	Equity Shares				41580.00		41580.00	41580.00
Total Non Current Investment						335521.50		213905.77	223647.45





Annexure E

Details of Inventory as on 31.03.2023							(Rs. In Thousand)	
Particulars	ISIN	Quantity	Rate	Cost Price	Market Rate	Market Value	Lower of Cost or Market Value	
Anuroop Packaging Limited EQ	INE490Z01012	155830.000 shr	22.82	3556.61	33.14	5164.21	3556.61	
Billwin Industries Limited EQ	INE0CRS01012	57000.000 shr	40.08	2284.44	39.28	2238.96	2238.96	
B-Right Realstate Limited	INE0IZQ01016	108800.000 shr	160.88	17503.64	210.00	22848.00	17503.64	
Clara Industries Limited EQ	INE0JJS01014	13500.000 shr	231.21	3121.28	234.00	3159.00	3121.28	
Diggi Multitrade Limited	INE158R01012	140000.000 shr	10.25	1435.00	25.25	3535.00	1435.00	
G M Polyplast Limited EQ	INE0E2801015	988400.000 shr	25.90	25604.43	141.78	140135.35	25604.43	
Gensol Engineering Limited EQ	INE06H201014	101.000 shr	1420.00	143.42	1,111.70	112.28	112.28	
Goel Food Products Limited EQ	INE0K6L01010	132000.000 shr	107.49	14188.32	130.20	17707.20	14188.32	
Jash Dealmark Limited EQ	INE801W01017	306000.000 shr	11.50	3519.00	11.50	3519.00	3519.00	
Jayant Infratech Limited EQ	INE0KR801019	3000.000 shr	80.01	240.04	73.75	221.25	221.25	
Kids Medical Systems Limited	INE457Y01014	164000.000 shr	7.98	1308.72	7.98	1308.72	1308.72	
MAC Hotels Limited	INE004Z01011	36000.000 shr	29.90	1076.33	31.00	1116.00	1076.33	
Misquita Engineering Limited EQ NEW FV	INE957W01025	1000.000 shr	63.90	63.90	39.05	39.05	39.05	
Platinumone Business Services Limited	INE0DTJ01015	22200.000 shr	236.31	5245.98	227.00	5039.40	5039.40	
Reetech International Cargo and courier Limited	INE0MKO01015	67200.000 shr	76.44	5136.68	58.00	3897.60	3897.60	
Resgen Limited EQ	INE0NYN01016	330000.000 shr	45.01	14854.35	52.80	17424.00	14854.35	
Sagar Diamonds Limited	INE146Y01013	207000.000 shr	7.87	1629.46	60.94	12614.58	1629.46	
Sailani Tours N Travels Limited	INE0KHQ01010	81600.000 shr	49.41	4031.87	26.04	2124.86	2124.86	
Shantidoot Infra Services Limited EQ	INE0LU301014	92800.000 shr	80.62	7481.70	78.00	7238.40	7238.40	
Siddharth Education Services Limited	INE930X01012	390.000 shr	14.75	5.75	14.75	5.75	5.75	
Steelman Telecom Ltd	INE0MSK01016	146400.000 shr	156.51	22913.10	138.00	20203.20	20203.20	
Sudarshan Pharma Industries Limited EQ	INE00TV01015	1531200.000 shr	62.96	96397.38	55.80	85440.96	85440.96	
Wherrelz It Solutions Limited EQ	INE0IM001015	4800.000 shr	168.57	809.12	154.00	739.20	739.20	
Yug Décor Limited	INE796W01019	3000.000 shr	12.87	38.60	58.40	175.20	38.60	
Total				232589.11	3,012.36	356007.18	215136.65	

